

A decorative border of stylized flowers in blue, yellow, and red with green leaves, framing the central text.


Christ is Risen!
Indeed He is
Risen!



Sunday School on April 26th



- Sing Christ is Risen! and say prayer
- Sunday of St. Thomas story & questions
(Pani Donna)
- Doubting Thomas craft (Pani Charlene)
- Experiments Filled with Doubt
(Pani Mackenzie)
- Say Metropolitan Yurji's prayer



Sunday
of
St. Thomas



Thomas Wants to Know for Sure

One Sunday evening, Jesus' disciples were together in a room. They closed the doors because they were afraid of the Jews.

Suddenly, Jesus was there with them. He said, "Peace be to you!" and showed them the nail holes in His hands and the spear hole in His side.

The disciples were so happy to see the Lord Jesus! He told them that he was going to send them out to help others learn about God. Then, He breathed on them and told them, "Receive the Holy Spirit." It was a very special time for the disciples.

One disciple, Thomas was not in the room when Jesus came. Later, when the others told Thomas what he had missed he said, "I will not believe unless I can see – and even touch, the nail and spear marks for myself!"

Eight days later, the disciples were together in the closed room again. This time, Thomas was with them. Jesus came to them again and again said, "Peace be to you!" Then He went to Thomas and said, "Look, Thomas! See the holes in my hands and side? Here, touch them, and believe!"

Thomas answered, "My Lord and my God!"

Jesus said, "You believe because you got to see it for yourself. People who don't get to see it for themselves, who believe anyway, are blessed."

Jesus did so many other things that couldn't all be written down. But the ones that were written, were written so that we can believe that Jesus is the Son of God. By believing, we can have life!




Questions:




1. Where were Jesus' disciples when He appeared to them?
2. Why do you think Jesus said, "Peace be to you?"
3. How did the disciples feel after seeing Jesus?
4. Who missed this happy time? Did he believe the others?
5. What did Jesus tell Thomas to do, when He came again, eight days later? Did Thomas believe them?
6. Do you know you get to touch Jesus, too? Every Sunday when you receive Holy Communion, you touch our Lord. Holy Communion helps us to believe, too!

Doubting Thomas Craft



1.



2.



3.





4.





Experiment #1

**Can you puncture a
bag of water and not
have it leak?**







Experiment #2





**Can fire burn
under water?**





Experiment #3

**Can wet paper burn
without being
destroyed?**





Closing Prayer



In the Name of the Father, and the Son, and the Holy Spirit. Amen! (3 times)

Jesus, Son of God, have mercy on us. We love You and we believe that You love us.



We know that You love Your Father and the Holy Spirit, your Mother, Mary, your friends, the Holy Apostles, the Holy Myrrh-Bearers and many others. We also love many people. Protect us, our mama (mom) and tato (dad), babuni (grandmothers) and didusi (grandfathers), our whole family, our Church, our country, our nation and the whole world from the virus that is making the people that we love sick. Hear us Lord, and have mercy on us. Amen.

In the Name of the Father, and the Son, and the Holy Spirit. Amen! (3 times)

RESOURCES



1. **Doubting Thomas Story** <http://ww1.antiochian.org/christianeducation/letusatend>
2. **Doubting Thomas Craft** <https://drive.google.com/open?id=10uOUhwwkWy03TjKcSbFbR5972aWsLX0>
3. **Experiment #1** [Water in Plastic Bag Trick - Leak Proof Bag Science Experiment | Educational Videos by Mocomi Kids](#)
4. **Experiment #2** [How To Make Fire Underwater !!? \(DIY\)](#)
5. **Experiment #3** [Burning Paper with Rubbing Alcohol](#)



Thanks!



Do you have any questions?

youremail@freepik.com

+91 620 421 838

yourcompany.com



CREDITS: This presentation template was created by **Slidesgo**, including icons by **Flaticon**, and infographics & images by **Freepik**

Please keep this slide for attribution

